

TECHNICAL DATA SHEET

NEMEA

Product typology

CUT-OFF LED luminaire for street and urban areas illumination (IP66) for pole top head or bracket installation on Ø60 mm poles

Material technical spec

Die-cast aluminum housing (ADC12) powder coated RAL7016
 Adjustable top pole-head in die-cast aluminum powder coated RAL7016
 Special polyester powder coating to ensure over 10 years protection against weathering
 Flat tempered glass diffuser (4 mm thick)
 Wiring plate in reinforced thermoplastic black painted
 Silicone gasket
 Stainless steel A2 screws

Colore: anthracite

Lighting technical spec

LED light source in a fixed position
 High efficiency lens in PMMA or PC material, available in the CP1, RT1, AS1, AS2, AS3 versions
 Immediately ON at 100% of the light flux (soft start at 0,5 seconds)
 Chip Lumileds®
 CUT-OFF luminaire conforming to all regional/local laws against light pollution

Wiring technical spec

Tool-free simplified maintenance to access the optics
 Quick connection between driver and optical unit through polarized connector
 Quick connection between driver and switch through polarized connector
 Dimmable driver 1-10 V (standard configuration), PWM or virtual midnight reprogrammable
 Driver with over-temperature protection
 Luminaire equipped with osmotic valve for air and umidity leakage

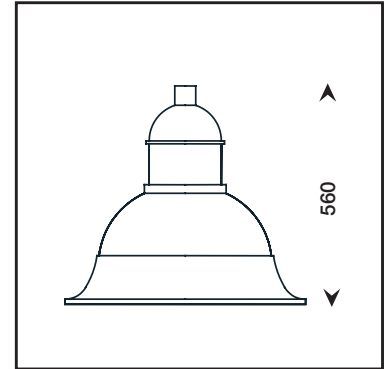
Installation and maintenance technical spec

Luminaire for direct installation on Ø 60 mm poles or bracket
 M20 cable gland suitable for Ø 6-12 mm cable
 No ordinary maintenance needed
 Fast tool-free extra-maintenance and possibility to replace the optic group and/or the wiring
 No voltage when opening the luminaire through disconnecting switch
 Adjustable top pole-head in vertical/horizontal position with adjustable inclination of ±10° (with 5° step)

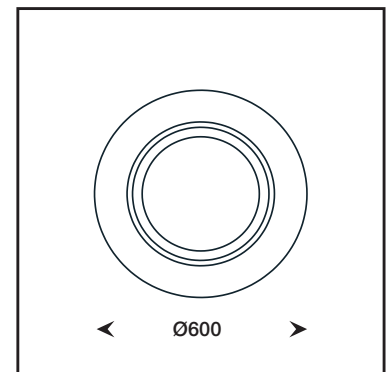
Technical spec

- CRI	>70	- Working voltage	176-305 Vac
- Step McAdam	3	- Rated frequency	190-250 Vdc
- Lifetime LED	>54.000 h@25°C	- IP protection	50/60 Hz
- Lifetime Driver	100.000 h@75°Tp	- Resistance to impacts	IP66
- RG	1	- Insulation class	IK08
- Power factor	>0,975	- Surgeon protection	I, II
			DM6kVA
			CM10kVA

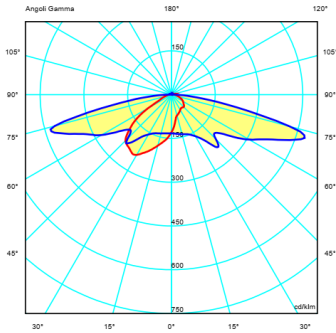
Weight/Dimension	ARGO
Net weight	-
Luminaire dimension	590x445 mm
Packaging dimension	- mm



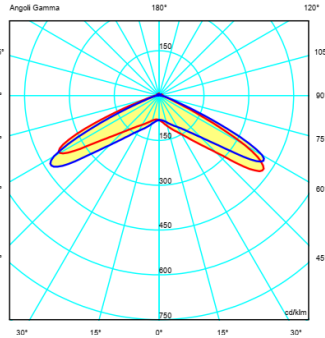
NEMEA



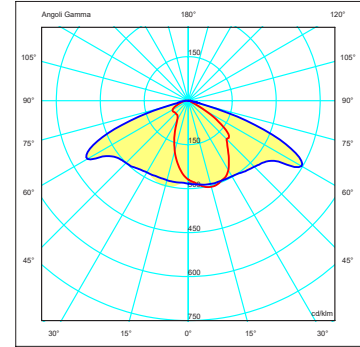
Lenses



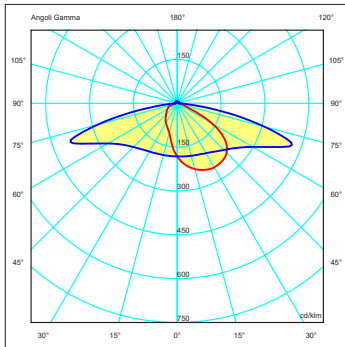
CP1 - Cycle and pedestrian



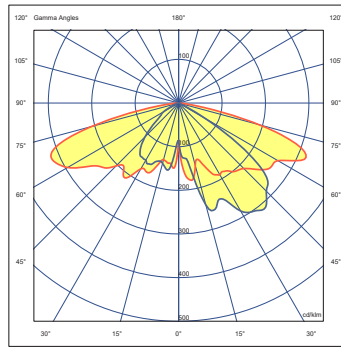
AS1 - Type II short



AS2 - Type II short



RT1 - Concentric



AM1 - Type medium

Codice d'ordine del prodotto -
Esempio: DB.1.2.7.037.1.S (NEMEA CP1 Classe 2 CRI>70 37W 3000K Antracite)

DB	1	2	7	035	1	S
Prodotto Product	Ottica Optical	Classe Class	CRI CRI	Potenza Power	CCT CCT	Colore Color
DB Nemea	1 CP1	1 Classe 1	7 CRI >70	035 35W	0 2700K 1 3000K 2 4000K	S Antracite
	2 RT1	2 Classe 2		040 40W		
	3 AS1			045 45W		
	4 AS2			050 50W		
	7 AS3			055 55W		
				060 60W		
				065 65W		
		070 70W				

Soluzioni con due schede LED

Potenza Nominale Nominal Power	Temperatura colore Color temperature	Flusso apapparecchio* Luminaire flux	Efficienza apparecchio Luminaire efficiency	Potenza apparecchio Luminaire consumption	Assorbimento scheda LED PCB LED consumption	Efficienza scheda LED PCB LED efficiency	Flusso scheda LED* PCB LED flux	Corrente in ingresso Input current
35 W	3000 K	5.390 lm@ta25°C	-	36,5 W	-	-	-	500 mA
40 W	3000 K	5.870 lm@ta25°C	-	40,5 W	-	-	-	600 mA
45 W	3000 K	6.320 lm@ta25°C	-	44,4 W	-	-	-	650 mA
50 W	3000 K	6.690 lm@ta25°C	-	48,4 W	-	-	-	700 mA
55 W	3000 K	7.150 lm@ta25°C	-	52,6 W	-	-	-	750 mA
60 W	3000 K	7.740 lm@ta25°C	-	60,6 W	-	-	-	800 mA
65 W	3000 K	8.065 lm@ta25°C	-	64,8 W	-	-	-	850 mA
70 W	3000 K	8.390 lm@ta25°C	-	69 W	-	-	-	900 mA

*lumen referred to CRI70. Conversion factor for CRI80: 0,99

Conversion factor for lumen at 3000 K: 0,93; conversion factor for lumen at 5500 K: 1,00

CE IP66 CUT OFF IK08



All delivered lumen calculated at 25°C

ZETAENNE SRL maintains a tolerance of +/-5% on flux, power and CRI measurements

ZETAENNE SRL reserves the right to modify products and data in order to upgrade performance and design features